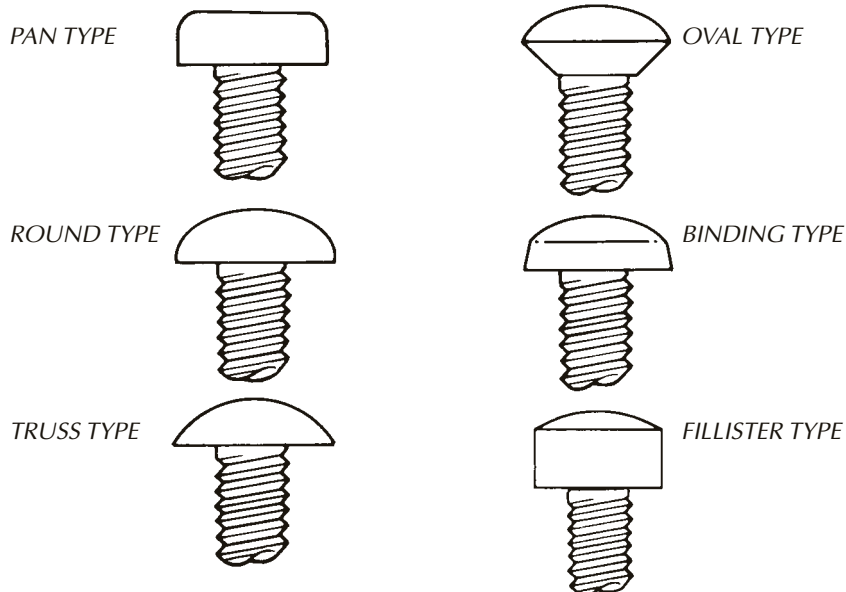


CONVENTIONAL PUNCHES

SCREW SIZE	FILLISTER TYPE		ROUND TYPE		PAN TYPE		TRUSS TYPE		BINDING TYPE		OVAL TYPE	
1	1FILC	9/16	1RC	9/16	1PC	9/16	1TC	9/16	1BC	9/16	1OC	9/16
2	2FILC	9/16	2RC	9/16	2PC	9/16	2TC	9/16	2BC	9/16	2OC	9/16
3	3FILC	9/16	3RC	9/16	3PC	9/16	3TC	9/16	3BC	9/16	3OC	9/16
4	4FILC	9/16	4RC	9/16	4PC	9/16	4TC	9/16	4BC	9/16	4OC	9/16
5	5FILC	9/16	5RC	9/16	5PC	9/16	5TC	9/16	5BC	9/16	5OC	9/16
6	6FILC	9/16	6RC	9/16	6PC	9/16	6TC	9/16	6BC	9/16	6OC	9/16
7	7FILC	9/16	7RC	9/16	7PC	9/16	7TC	9/16	7BC	9/16	7OC	9/16
8	8FILC	9/16	8RC	9/16	8PC	9/16	8TC	9/16	8BC	9/16	8OC	9/16
9	9FILC	9/16	9RC	9/16	9PC	9/16	9TC	9/16	9BC	9/16	9OC	9/16
10	10FILC	9/16	10RC	9/16	10PC	9/16	10TC	9/16	10BC	9/16	10OC	9/16
12	12FILC	7/8	12RC	7/8	12PC	7/8	12TC	7/8	12BC	7/8	12OC	7/8
14	14FILC	7/8	14RC	7/8	14PC	7/8	14TC	7/8	14BC	7/8	14OC	7/8
1/4	1/4FILC	7/8	1/4RC	7/8	1/4PC	7/8	1/4TC	7/8	1/4BC	1	1/4OC	7/8
5/16	5/16FILC	1	5/16RC	1	5/16PC	1	5/16TC	1	5/16BC	1	5/16OC	1
3/8	3/8FILC	1-1/4	3/8RC	1-1/4	3/8PC	1-1/4	3/8TC	1-1/4	3/8BC	1-1/4	3/8OC	1-1/4

Made to order specials, to meet customer specifications, are also available upon request.

CONVENTIONAL HAMMER STYLE

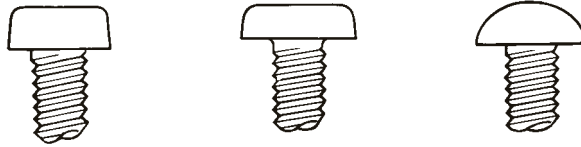


WARNING

Any heading punch may break or shatter under improper use. Government regulations require use of safety glasses and other appropriate safety equipment at all times in the vicinity of use.

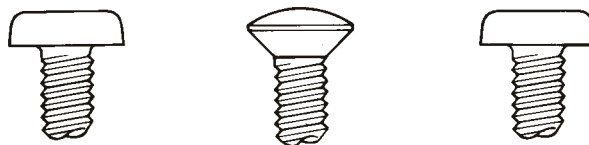
METRIC CONVENTIONAL PUNCHES

SCREW SIZE	DIN 84		DIN 85		DIN 96	
	Punch Numbers					
1.6	84-1.6C	9/16	---	---	96-1.6C	9/16
2	84-2C	9/16	---	---	96-2C	9/16
2.5	84-2.5C	9/16	85-2.5C	9/16	96-2.5C	9/16
3	84-3C	9/16	85-3C	9/16	96-3C	9/16
3.5	84-3.5C	9/16	85-3.5C	9/16	96-3.5C	9/16
4	84-4C	9/16	85-4C	9/16	96-4C	9/16
4.5	---	---	---	---	96-4.5C	9/16
5	84-5C	7/8	85-5C	7/8	96-5C	3/4
5.5	---	---	---	---	96-5.5C	7/8
6	84-6C	7/8	85-6C	7/8	96-6C	7/8
7	---	---	---	---	96-7C	7/8
8	84-8C	7/8	85-8C	1-1/4	96-8C	1-1/4
10	84-10C	1-1/4	85-10C	1-1/4	---	---



IFI METRIC CONVENTIONAL HAMMERS

SCREW SIZE	DIN 7971 PUNCH NUMBERS	ASME B18.6.7M 1998			PUNCH NUMBERS		
		SCREW SIZE	PAN (MACHINE)	SCREW SIZE	OVAL (MACHINE)	PUNCH DIAMETER	
2, 2.2	7971-2.2C	M2	M2PC 1998	M2OC	1998	9/16	
2.5	---	M2.5	M2.5PC 1998	M2.5OC	1998	9/16	
2.9, 3	7971-2.9C	M3	M3PC 1998	M3OC	1998	9/16	
3.5	7971-3.5C	M3.5	M3.5PC 1998	M3.5OC	1998	9/16	
4, 4.2	7971-4.2C	M4	M4PC 1998	M4OC	1998	9/16	
4.8, 5	7971-4.8C	M5	M5PC 1998	M5OC	1998	7/8	
6.3	7971-6.3C	M6	M6PC 1998	M6OC	1998	7/8	
8	---	M8	M8PC 1998	M8OC	1998	1	
10	---	M10	M10PC 1998	M10OC	1998	1 1/4	



WARNING

Any heading punch may break or shatter under improper use. Government regulations require use of safety glasses and other appropriate safety equipment at all times in the vicinity of use.